










SEALTITE DIVERTER



The Vortex Seal Tite Diverter is designed for use in gravity flow applications where material can be diverted from one source to either two or three destinations. The Seal Tite Diverter offers a removable access door for interior inspection, cleaning and maintenance.

- GRAVITY FLOW**
- DILUTE PHASE PNEUMATIC CONVEYING**
(Pressure or Vacuum)
- DENSE PHASE PNEUMATIC CONVEYING**

FEATURES

-  Handles powders, granules and pellets
-  Leading edge of blade protected from material flow
-  Wear compensating shaft seal prevents leakage
-  Removable access door for internal inspection, cleaning and maintenance
-  Positive seal of dust and fine powders
-  Available in 2 and 3-way configurations
-  Internal access without tools
-  Material construction options available
-  Standard sizes: 4" - 30"
Contact us for custom sizes

OPTIONS



2 - WAY



STRAIGHT




3 - WAY

DETAILS



The recessed blade protects the leading edge of seal from material flow and eliminates excess wear



A removable blade allows for seal replacement without extracting the valve from service



The shaft seal replaces the open area where migration of material to the off leg normally occurs

APPLICATIONS



24" (610mm) straight line Seal Tite Diverter handling DDG



6" (152mm) Seal Tite Diverter handling flour



10" (254mm) straight line Seal Tite Diverter handling kaolin clay

For a complete list of specifications, modifications, dimensional drawings and measurements, visit WWW.VORTEXVALVES.COM